

SHARING THE GOSPEL WITH YOUR CHILDREN--Added in 2016 to Book 2.



## ASSIGNMENT FOR NEXT WEEK

★ We have only one week to learn how to share the Gospel message, yet it is one of the most important aspects of being a Christian; especially if it teaches you how to lead one of your children to Christ. Therefore we will do things a little differently in order to put all our energy and focus on learning this new skill.

1. In the back of your book are four verse cards. Pull them out now, and place Romans 6:23 in the front window of your verse pack. Begin to memorize it immediately. Try to memorize all four of the Gospel verse cards in the coming weeks. Start on Romans 6:23, and keep working until you have it solid. It is essential for Lesson 9. Memorize the next three verses after you have mastered Romans 6:23.

2. Spend your whole Quiet Time each day studying each of the following verses. Study each verse, every day. Learn them. Meditate on them. Write them out in your Quiet Time journal describing how you might use them to explain the Gospel.

Use John 1:12, John 3:16, Romans 3:23, Romans 5:8, Eph. 2:8-9, 1 Peter 3:18, Revelation 3:20, and 1 John 5:11-12.

3. Get started immediately. Use your Quiet Time tomorrow to do the lesson and get started in the process of learning how to share the Gospel using one verse, Romans 6:23.

4. Practice The Bridge Illustration each day, either in your Quiet Time, over lunch, or before you go to bed. Use the back of the 4 verse cards for helpful hints.

5. Pray for each of the men in your group. The enemy seems to hate it when anyone learns how to share the Gospel. Leading someone to Christ matters for eternity; the salvation of your children or grandchildren may be at stake. ***"Be on your guard; stand firm in the faith; be men of courage; be strong."***  
**1 Cor. 16:13**

✓ End in group prayer using the WAR method. Spend some time praying for each other that they have success in learning The Bridge Illustration this week.

EVERY MAN A WARRIOR - *Book 2 - Marriage and Raising Children*

## Leader's Guide to

### LESSON 9

# SHARING THE GOSPEL WITH YOUR CHILDREN

## SPECIAL NOTE

**This lesson was added in 2016. If you have a previous version of Book 2 you can download this lesson for free from the website [www.EveryManAWarrior.com](http://www.EveryManAWarrior.com) under Sample Chapters.**

## SHARING THE GOSPEL WITH YOUR CHILDREN

- ✓ Break into pairs and recite all your verses to each other.
- ✓ Sign off on the Completion Record.
- ✓ Ask someone to open in prayer.
- ★ ✓ We will not share Quiet Times this week since the verses will be discussed on page 125. We will need this time to practice sharing the Bridge Illustration on page 126.
- ✓ Page 120-125: Read the story and The Bridge Illustration.
- ✓ Page 125: Discuss the Bible verses. "How could each verse help someone understand the Gospel or be used to answer a question about the Gospel?"
- ★ ✓ Page 126: Break into pairs and practice sharing The Bridge Illustration with each other. Try to have 30 minutes for this part of the lesson. Have your partners check if you use the key Gospel phrases listed at the bottom of the page.
- ✓ Encourage the men to keep practicing The Bridge Illustration until they can do it well. We will practice The Bridge Illustration again next week instead of doing verses and sharing Quiet Times.
- ★ ✓ Encourage the men to memorize all four of the verses on evangelism. Read 1 Peter 3:15 together, and remind the men that we are commanded to "always be prepared" to share our faith.
- ✓ End the group in prayer using the WAR method. Spend some time praying for your children.

## SHARING THE GOSPEL WITH YOUR CHILDREN

James had been in the EMAW Bible study for 6 months. We had worked through the first two books and were in the middle of Book 3. His life had changed dramatically. Spending time alone with God had become a source of great joy and was the highlight of his day. His wife and children had seen the transformation of this man and knew it had something to do with God and his Every Man a Warrior study. They were happy to be around him; something that had not always been the norm. His life had changed for the better and his seven year old daughter Julie had started to ask questions about God.

As a family they had been attending church for several years and Julie had joined AWANA. For the past week, every night before going to sleep, at prayer time, she asked her Dad if she could become a Christian. James didn't know what to say. No one had ever taught him how to respond to this question. He had been raised as an atheist and was fearful of pressuring his kids to make a pre-mature decision to become a Christian. James kept telling her to wait until she was older. He wanted her to discover the Gospel message on her own and in the timetable of his mind, he thought that would be later on in High School. Julie kept replying, "I don't want to wait, I want to become a Christian now."

James was unsettled by her request. In reality he did not know what to say. When we met that week, he asked me what I thought.

The verse that came to mind was Revelations 3:20, "Behold I stand at the door and knock, if anyone hears my voice and opens the door, I will come into him and eat (have fellowship) with him and he with me." I told James, "I think that Julie is hearing Jesus knocking on the door of her heart." I pulled out a piece of paper and drew out a Gospel illustration called "The Bridge" for James and taught him how to share it. I reminded him that if she comes to know Christ now, she will still need to grow and mature in her understanding and faith.

That night Julie asked again if she could become a Christian. James went through the Bridge illustration and Julie prayed inviting Jesus into her heart as her Lord and Savior. When we met the next week, James was ecstatic. Julie had prayed to receive Christ. James simply needed to be trained in how to share the Gospel.

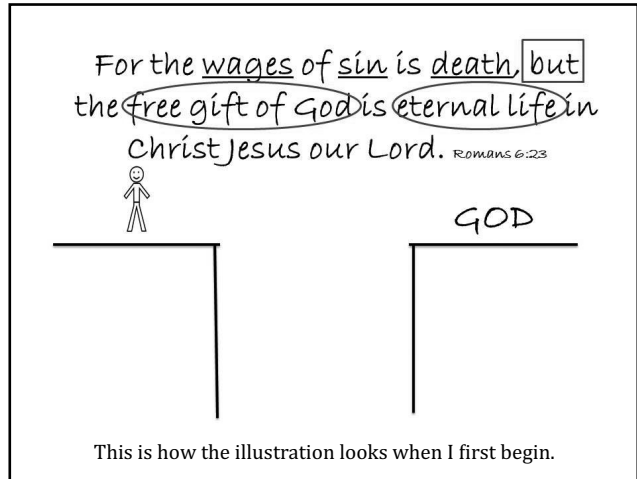
*The above story was shared by Navigator staff, Bob Reehm.*

# SHARING THE GOSPEL WITH YOUR CHILDREN – THE BRIDGE ILLUSTRATION

When I was in college in the 1970's, a Navigator taught me how to share the Gospel using The Bridge Illustration with only one verse; Romans 6:23. It is our memory verse for this week. This Bridge Illustration is designed for children but can be adapted to adults.

Here's a brief look at how it works. Let's say your child, a neighbor, or friend is asking questions about God, religion, your church or your Every Man A Warrior group.

During a time when you are both free to talk, ask if he would like to see a simple diagram that explains how people can have a relationship with God. If he agrees, then write out Romans 6:23 on a piece of paper as shown in the diagram above.



***“For the wages of sin is death, but the free gift of God is eternal life in Christ Jesus our Lord.” (ESV)***

After writing the verse, I underline the words: wages, sin, and death in the first line.

And circle the phrases free gift of God and eternal life in the second line.


I then draw two cliffs with a stick figure on one side and the word “GOD” on the other side. See the example above.

*If you would like to learn an adult version of this illustration go to the website [www.EveryManAWarrior.com](http://www.EveryManAWarrior.com) and check under the Resources tab for One Verse Evangelism..*

## WAGES, SIN AND DEATH

Under the left side cliff I write the words “wages,” “sin,” and “death.” While pointing at the word “wages,” (under the stick figure) I say, “You know what wages are. They are what we get for work we’ve done, right?” I go on to explain that the wages of sin is death, or separation from God.

Then pointing at the word “sin”, I explain how sin is a Bible word for “disobeying God” and it causes death and a separation from God—illustrated by these two cliffs with man on one side and God on the other. Then I write the word “BUT,” and drawing a box around the word, I mention that it is important because it means a sharp contrast in ideas is coming. **What we have just looked at is the bad news; BUT now we have the good news.**

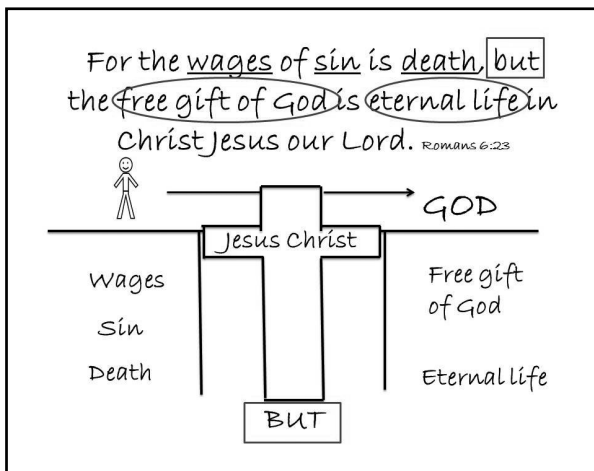


## THE GOOD NEWS

I then draw in a cross and write in the words: “Jesus Christ,” “free gift of God,” and “eternal life.” **The good news is that God loves us and he wants to have a relationship with us.** This relationship was given as a free gift from God in the form of his son, Jesus Christ, dying on a cross to pay the penalty for our disobeying God. **Jesus is the bridge between man and God.** If we ask Jesus to

be our Savior, then God gives us this free gift of eternal life.

Then, ask the question. **“Have you ever asked Jesus Christ to be your Savior and received this free gift of eternal life?”** At this point there is normally a pause and some silence. That’s OK. Pray silently that God would speak to the heart of the person you are sharing with.



If he says “No” to the above question, then ask, “Would you like to pray a prayer to receive this free gift of God?”

Here is the Commitment Prayer I normally use. I say the prayer a phrase at a time and ask the person to repeat after me.

**Commitment Prayer**

***Dear Jesus, I thank you that you died on the cross for me....forgive me for my sin..... I ask you to come into my life....so that I can receive this free gift of God.... which is eternal life. Amen***

This is a simple illustration designed to help children understand the Gospel. However it can be used with adults too. It does not answer all of the theological questions some might have. But like Julie in the opening story, if someone comes to know Christ by praying the commitment prayer, they will still need to grow, and mature in their faith. Evangelism, like spiritual growth, is always a process, not a one-time event.

You do not need to pressure your children into making this commitment. You may draw out this illustration several times for a child whenever they have questions about God. I told my children that when they were ready to ask Jesus to come into their lives, they should tell me. Both did.

As children get older, it becomes even more important that they are making this decision based on their own volition. Pray daily for your children and let God do the work.

## LESSON PREPARATIONS

- ✓ First memorize Romans 6:23.

***“For the wages of sin is death, but the free gift of God is eternal life in Christ Jesus our Lord.” (ESV)***

Then read and re-read the previous two pages 3-4 times, until you can speak and draw out the illustration by memory. All of the words you will use in the illustration are contained in the verse.

This will help you see and learn the illustration:

- *Write out the verse just like the illustration shows.*
- *The words underlined are in the top line and go on the left side of the bridge.*
- *The circled phrases are in second line and go on the right side.*
- *Jesus Christ is written on the cross.*
- *The word "But" goes in the middle at the bottom*

✓ Once you know the verse by heart, practice sharing The Bridge Illustration 2-3 times using blank pieces of paper and the space below. This is part of your class preparations. You will be required to share it with someone during your group discussion.

✓ Try to include the following phrases in your presentation.

- *Would you like to see a simple diagram that explains how people can have a relationship with God?*
- *You know what wages are.*
- *Sin is a Bible word for "disobeying God" and causes a separation from God.*
- *The good news is that God loves us and he wants to have a relationship with us.*
- *If we ask Jesus to be our Savior, then God gives us the free gift of eternal life.*
- *Would you like to pray the prayer to receive the free gift of God?*

✓ Draw out The Bridge Illustration in the space below as practice before your group meets.



As I shared in Book 1, Lesson 3 “Why Men Fail,” skills are important. Most men do not have Quiet Times because they were never taught how. Sharing your faith is also a skill that needs to be taught, developed and practiced. Most men don’t know how to share the Gospel simply because they have never been taught how. Once you have learned how to share The Bridge Illustration, God will begin to bring you people, maybe your own children or grandchildren, to have you share His good news of salvation.

*✓ So for the next week, every day in your Quiet Time, practice drawing out The Bridge illustration to yourself until you can do it with ease.*

✓ Study the following verses. Jot down how each verse could help someone understand the Gospel, or be used to answer a question about the Gospel.

<b>VERSE</b>	<b>Key Truth or Application to Sharing the Gospel</b>
--------------	---

John 1:12	
-----------	--

John 3:16	
-----------	--

Romans 3:23	
-------------	--

Romans 5:8	
------------	--

Eph. 2:8-9	
------------	--

1 Peter 3:18	
--------------	--

1 John 5:11-12	
----------------	--

Revelations 3:20	
------------------	--

## TO BE DONE DURING THE GROUP DISCUSSION TIME

✓ At the end of your discussion time, pair off with another individual in your group and draw The Bridge Illustration for each other using the blank space below. Have one person share and the other monitor what is said by measuring it against the example on pages 121-123, and the key phrases below. Try to have 20-30 minutes for this part of the lesson. Practice twice if time allows.

Attention Partner! Try to check if the person sharing The Bridge uses the following phrases.

- *Would you like to see a simple diagram that explains how people can have a personal relationship with God?*
- *You know what wages are.*
- *Sin, is a Bible word for "disobeying God" and it causes a separation from God.*
- *The good news is that God loves us, and he wants to have a relationship with us.*
- *If we ask Jesus to be our Savior, then God gives us the free gift of eternal life.*
- *Would you like to pray the prayer to receive the free gift of God?*



## ASSIGNMENT FOR NEXT WEEK

1. Practice drawing out The Bridge Illustration each day in your Quiet Time until you can do it with ease.
2. Next week, we will pair up and practice sharing The Bridge Illustration with each other instead of sharing Quiet Times and verses. Since not everyone will have gone through Book 2, the Leader Guide of Book 3, Lesson 1 will not have this instruction. **DON'T FORGET!**
3. Have a one hour father-daughter or father-son time with one of your children or grandchildren asking them to help you get ready for your EMAW study by practicing The Bridge Illustration with them. Be prepared to report back how the time went.
4. Choose the person who will lead Lesson 1 of Book 3 and task him with remembering the above Assignment for Next Week.
  - ✓ Encourage the men to memorize all four of the verses on evangelism. Read 1 Peter 3:15 together, and remind the men that we are commanded to “always be prepared” to share our faith. End the group in prayer using the WAR method. Spend some time praying for your children.

If you would like to learn an adult version of this illustration go to the website **[www.EveryManAWarrior.com](http://www.EveryManAWarrior.com)** and check under the Resources tab for One Verse Evangelism.